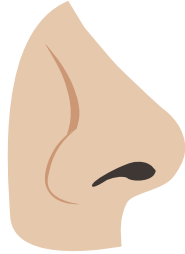




Go over the names of the objects to make sure your child can identify them. Read one clue at a time. Ask your child to listen carefully to the clues and circle the correct object. Talk about each object


It is a body part that we use to smell.



It can be used to tell time.



It can be used to keep you cool.




It is an animal people usually have as a pet.





Go over the names of the objects to make sure your child can identify them. Read one clue at a time. Ask your child to listen carefully to the clues and circle the correct object. Talk about each object

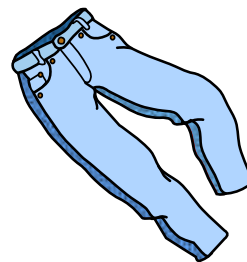
1. It flies.
2. It helps people get from place to place.



1. You can eat it.
2. You can use it to make toast and sandwiches.



1. You wear them on your feet.
2. You wear them over your socks.




1. It covers your head.
2. It can be useful in rainy weather.



Go over the names of the objects to make sure your child can identify them. Read one clue at a time. Ask your child to listen carefully to all of the clues and circle the correct object. Then talk about each object and discuss why it was not the correct answer.

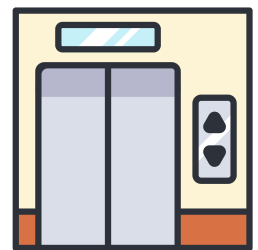

1. It is an animal.
2. It is standing.
3. It is black and white.



1. You can drink it.
2. Lots of people have it for breakfast.
3. It is white.



1. You find this in tall buildings.
2. It has buttons you can push.
3. It carries people up and down.



1. It is a musical instrument.
2. You play it with you fingers.
3. It has strings.

