





Tracing Practice 1

Practice drawing horizontal lines. Trace the dotted line from left to right.




Tracing Practice 2

Practice drawing vertical lines. Trace the raindrops from top to bottom.









Tracing Practice 3

Practice drawing diagonal lines by tracing on the dotted lines from bottom to top to help the animals find their babies.






Tracing Practice 4

Practice drawing curved lines by tracing the dotted lines from left to right to match the shapes to the objects.













Tracing Practice 5

Practice drawing curved lines by tracing the dotted lines from left to right to help the bunny reach the carrot.



Tracing Practice 6

Practice drawing diagonal lines by tracing the dotted lines from left to right to help the butterflies reach the flowers.



Tracing Practice 7

Practice tracing the shapes, then color them all in.

